

### Organization Information

Organization name: Out Loud Chorus  
 City: Ann Arbor  
 State: MI  
 County: Washtenaw  
 Federal ID #: 383308062  
 NISP Discipline: 2 - Music  
 NISP Institution: 5 - Performing Group - Community  
 NTEE: A6B - Singing & Choral Groups

Year organization founded: 1995  
 Organization type: 501(c)3 nonprofit organization  
 DUNS #:  
 Full-time staff:  
 Board Members: 9  
 Fiscal year end date: 08-31

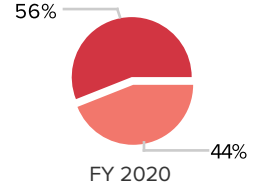
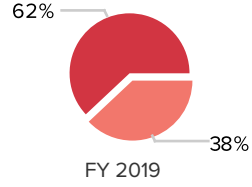
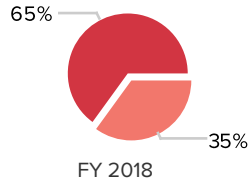
*Applicant is not audited or reviewed by an independent accounting firm. Applicant has a budget under \$50,000.*

### Financial Summary

Unrestricted Activity	FY 2018	FY 2019	% Change	FY 2020	% Change
Unrestricted operating revenue					
Earned program	\$20,326	\$20,876	3%	\$28,455	36%
Earned non-program	\$280	\$260	-7%		-100%
Total earned revenue	\$20,606	\$21,136	3%	\$28,455	35%
Investment revenue			n/a		n/a
Contributed revenue	\$11,012	\$12,965	18%	\$21,996	70%
Total unrestricted operating revenue	\$31,618	\$34,101	8%	\$50,451	48%
Less in-kind			n/a		n/a
Unrestricted operating revenue less in-kind	\$31,618	\$34,101	8%	\$50,451	48%
Operating expenses					
Program	\$22,325	\$28,782	29%	\$27,171	-6%
Management & general	\$3,349	\$3,598	7%	\$3,623	1%
Fundraising	\$2,232	\$3,598	61%	\$5,434	51%
Total operating expenses	\$27,906	\$35,978	29%	\$36,228	1%
Less in-kind			n/a		n/a
Unrestricted operating expenses less in-kind	\$27,906	\$35,978	29%	\$36,228	1%
Unrestricted change in net assets - operating	\$3,712	-\$1,877	-151%	\$14,223	858%
Unrestricted change in net assets	\$3,712	-\$1,877	-151%	\$14,223	858%
Restricted change in net assets			n/a		n/a
Total change in net assets	\$3,712	-\$1,877	-151%	\$14,223	858%

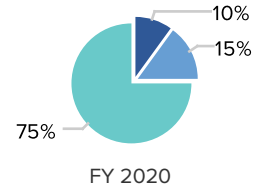
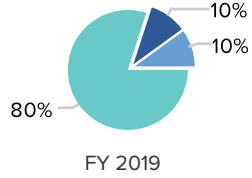
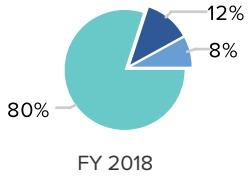
### Unrestricted Operating Revenue by Source

- Earned
- Investment
- Contributed



### Operating Expenses by Functional Grouping

- Program
- Management & General
- Fundraising



## Revenue Details

Operating Revenue Earned - Program	FY 2018 Total	FY 2019 Total	FY 2020 Total	FY 2020 Unrestricted	FY 2020 Restricted
Subscriptions					
Membership fees - individuals				\$0	\$0
Membership fees - organizations					
Ticket sales & admissions			\$16,280	\$16,280	
Education revenue					
Publication sales					
Gallery sales					
Contracted services & touring fees					
Royalty & reproduction revenue					
Earned - program not listed above	\$20,326	\$20,876	\$12,175	\$12,175	
<b>Total earned - program</b>	<b>\$20,326</b>	<b>\$20,876</b>	<b>\$28,455</b>	<b>\$28,455</b>	
<b>Earned - Non-program</b>					
Rental revenue					
Sponsorship revenue					
Attendee-generated revenue not listed above					
Earned non-program not listed above	\$280	\$260			
<b>Total earned - non-program</b>	<b>\$280</b>	<b>\$260</b>			
<b>Total earned revenue</b>	<b>\$20,606</b>	<b>\$21,136</b>	<b>\$28,455</b>	<b>\$28,455</b>	

	FY 2018	FY 2019	FY 2020	FY 2020	FY 2020
Contributed	Total	Total	Total	Unrestricted	Restricted
Individual	\$6,011	\$4,455	\$6,712	\$6,712	
Corporate	\$201	\$410	\$112	\$112	
State government	\$4,800	\$8,100	\$11,238	\$11,238	
In-kind operating contributions	\$0	\$0	\$0		
Special fundraising events			\$3,934	\$3,934	
Net assets released from restriction	\$0	\$0	\$0		
<b>Total contributed revenue</b>	<b>\$11,012</b>	<b>\$12,965</b>	<b>\$21,996</b>	<b>\$21,996</b>	
Operating investment revenue	\$0	\$0	\$0		
<b>Total operating revenue</b>	<b>\$31,618</b>	<b>\$34,101</b>	<b>\$50,451</b>	<b>\$50,451</b>	
<b>Total operating revenue less operating in-kind</b>	<b>\$31,618</b>	<b>\$34,101</b>	<b>\$50,451</b>	<b>\$50,451</b>	
<b>Total revenue</b>	<b>\$31,618</b>	<b>\$34,101</b>	<b>\$50,451</b>	<b>\$50,451</b>	
<b>Total revenue less in-kind</b>	<b>\$31,618</b>	<b>\$34,101</b>	<b>\$50,451</b>	<b>\$50,451</b>	

### Revenue Narrative

FY 2018	n/a
FY 2019	n/a
FY 2020	n/a

## Expense Details

	FY 2018 Total	FY 2019 Total	% Change	FY 2020 Total	% Change	FY 2020 Program	FY 2020 General & Administrative	FY 2020 Fundraising
Personnel expenses - Operating								
Independent contractors	\$13,357	\$18,736	40%	\$16,888	-10%	\$12,666	\$1,689	\$2,533
Total personnel expenses - Operating	\$13,357	\$18,736	40%	\$16,888	-10%	\$12,666	\$1,689	\$2,533
Non-personnel expenses - Operating								
Occupancy costs	\$3,280	\$4,346	32%	\$5,048	16%	\$3,786	\$505	\$757
Non-personnel expenses not listed above	\$11,269	\$12,896	14%	\$14,292	11%	\$10,719	\$1,429	\$2,144
Total non-personnel expenses - Operating	\$14,549	\$17,242	19%	\$19,340	12%	\$14,505	\$1,934	\$2,901
Total operating expenses	\$27,906	\$35,978	29%	\$36,228	1%	\$27,171	\$3,623	\$5,434
Total expenses	\$27,906	\$35,978	29%	\$36,228	1%			
Total expenses less in-kind	\$27,906	\$35,978	29%	\$36,228	1%			
Total expenses less depreciation	\$27,906	\$35,978	29%	\$36,228	1%			
Total expenses less in-kind and depreciation	\$27,906	\$35,978	29%	\$36,228	1%			

## Expense Narrative

FY 2018	n/a
FY 2019	n/a
FY 2020	n/a

**Balance Sheet**

This organization has not provided data to populate this section. Unaudited organizations are not required to complete a balance sheet. Organizations with expenses under \$50,000 and entities under a parent are not given the option to complete a balance sheet.

**Balance Sheet Narrative**

This organization has not provided data to populate this section. Unaudited organizations are not required to complete a balance sheet. Organizations with expenses under \$50,000 and entities under a parent are not given the option to complete a balance sheet.

**Balance Sheet Metrics**

This organization has not provided data to populate this section. Unaudited organizations are not required to complete a balance sheet. Organizations with expenses under \$50,000 and entities under a parent are not given the option to complete a balance sheet.

This organization has not provided data to populate this section.

The organization has not provided data to populate this section.



**Attendance**

	FY 2018	FY 2019	% Change	FY 2020	% Change
<b>Total attendance</b>					
Paid	478	632	32%	408	-35%
Free	63	71	13%	41	-42%
<b>Total</b>	<b>541</b>	<b>703</b>	<b>30%</b>	<b>449</b>	<b>-36%</b>
<b>In-person attendance</b>					
Paid	478	632	32%	408	-35%
Free	63	71	13%	41	-42%
<b>Total</b>	<b>541</b>	<b>703</b>	<b>30%</b>	<b>449</b>	<b>-36%</b>
<b>Digital attendance</b>					
Paid			n/a	0	n/a
Free			n/a		n/a
<b>Total</b>			<b>n/a</b>	<b>0</b>	<b>n/a</b>
In-person attendees 18 and under	11		-100%	22	n/a
<b>Programs in schools</b>	<b>FY 2018</b>	<b>FY 2019</b>	<b>% Change</b>	<b>FY 2020</b>	<b>% Change</b>
Children served in schools			n/a		n/a
Hours of instruction			n/a		n/a

**Workforce**

	FY 2018	FY 2019	% Change	FY 2020	% Change
<b>Number of People</b>					
Volunteers	12	13	8%	35	169%
Independent contractors	6	13	117%	11	-15%
Interns and apprentices			n/a		n/a
<b>Total positions</b>	<b>18</b>	<b>26</b>	<b>44%</b>	<b>46</b>	<b>77%</b>

**Visual & Performing Artists**

	FY 2018	FY 2019	% Change	FY 2020	% Change
Number of visual & performing artists			n/a	55	n/a
Payments to artists & performers	\$13,357	\$18,736	40%	\$16,888	-10%

**Covid-19 Impact**

	FY 2018	FY 2019	FY 2020
Due to COVID-19 crisis restrictions on in-person gatherings and/or stay-at-home orders mandated by government health guidelines, how was staffing affected at your organization:			
Number of employees laid off			0
Number of employees furloughed			0
Of those furloughed or laid off employees, how many (if any) have been brought back?			0

## Mission and Constituency

### Mission statement

Out Loud is a mixed chorus for the Lesbian, Bisexual, Gay, Transgender community, yet open to all. Out Loud provides continuing musical education and performance experience as well as a social outlet for persons interested in choral music and its production. Out Loud is fun and flexible, open to many levels of ability, and committed to embodying the diversity of our community. In addition, the chorus seeks to educate the general public about choral music and, through performances, to reduce bigotry and discrimination against our community.

In keeping with our mission, the Out Loud Chorus seeks to perform a wide variety of choral music. We recognize that music from other eras may not reflect society's current acceptance of diversity. Because of this, some audience members may occasionally disagree with ideas described by lyrics we perform. The Out Loud Chorus as a whole neither advocates nor denigrates any particular belief or tradition. Rather, by the diversity of our music, we seek to celebrate and be sensitive to the broad diversity of our culture and our community. We invite our audiences to help us create a community where all participants feel welcome.

### Mission demographics

This organization's mission is rooted in an explicitly identified ethnic, cultural or other demographic voice.

#### Racial/ethnic group

Additional group (please state)

Gender Genderqueer/gender non-conforming;Transgender;Female;Male

Additional group (please state)

Sexual orientation Gay or Lesbian;Bisexual;Asexual

Additional group (please state) Not exclusive

#### Age group

Additional group (please state)

Disability No

#### Additional characteristics

*If the fields above are blank, this organization does not serve that demographic specifically.*

### Audience

The organization seeks to primarily serve a specific audience.

#### Racial/ethnic group

Additional group (please state)

Gender Female;Male;Genderqueer/gender non-conforming;Transgender

Additional group (please state)

Sexual orientation Gay or Lesbian;Bisexual;Asexual;

Additional group (please state)

#### Age group

Additional group (please state)

Disability No

#### Additional characteristics

Additional group (please state)

Community type served Urban

*If the fields above are blank, this organization does not serve that demographic specifically.*

**Program Activity**

In-person activity	FY 2018		FY 2019		FY 2020	
	Distinct offerings	# of times offered	Distinct offerings	# of times offered	Distinct offerings	# of times offered
Productions (self-produced)					2	3
Productions (presented)						
Classes/assemblies/other programs in schools						
Classes/workshops (outside of schools)	0	0	0	0	0	0
Field trips/school visits						
Guided tours						
Lectures						
Permanent exhibitions						
Temporary exhibitions						
Traveling exhibitions (hosted)						
Films screened						
Festivals/conferences	0		0		0	
Readings/workshops (developing works)						
Community programs (not included above)						
Additional programs not listed above	9	9	7	9	0	0

*NOTE: Data entered prior to 2021 combines information about physical and digital programs. It has been included in the physical program lines.*

## Program Activity

Digital activity	FY 2018			FY 2019			FY 2020		
	Distinct offerings	# times digitally offered	On-demand	Distinct offerings	# times digitally offered	On-demand	Distinct offerings	# times digitally offered	On-demand
Productions (self-produced)									
Productions (presented)									
Classes/assemblies/other programs in schools									
Classes/workshops (outside of schools)									
Field trips/school visits									
Guided tours									
Lectures									
Permanent exhibitions									
Temporary exhibitions									
Traveling exhibitions (hosted)									
Films screened									
Broadcast productions									
Festivals/conferences									
Readings/workshops (developing works)									
Community programs (not included above)									
Additional programs not listed above									

*NOTE: Data entered prior to 2021 combines information about physical and digital programs. It has been included in the physical program lines.*

Digital activity financials	FY 2018		FY 2019		FY 2020	
	Total	Associated with digital program delivery	Total	Associated with digital program delivery	Total	Associated with digital program delivery
Earned revenue	\$20,606		\$21,136		\$28,455	
Contributed revenue	\$11,012		\$12,965		\$21,996	
Operating expense	\$27,906		\$35,978	\$0	\$36,228	\$0

**Program Activity**

	FY 2018	FY 2019 % Change	FY 2020 % Change
Fiscally sponsored projects		n/a	n/a
Amount distributed to fiscally sponsored projects		n/a	n/a
Residencies		n/a	n/a
Scholarships awarded		n/a	n/a
Amount awarded in scholarships		n/a	n/a
Other grants awarded		n/a	n/a
Amount awarded in grants		n/a	n/a
Public art installations		n/a	n/a
Works commissioned		n/a	n/a
Films produced		n/a	n/a
World premieres		n/a	n/a
National premieres		n/a	n/a
Local/regional premieres		n/a	n/a
Published works (physical)		n/a	n/a
Published works (digital)		n/a	n/a
Private lessons (in-person)		n/a	n/a
Private lessons (digital)		n/a	n/a
Competitions		n/a	n/a
Open rehearsals		n/a	n/a

*NOTE: Data entered prior to 2021 combines information about physical and digital programs. It has been included in the physical program lines.*

**Program Activity Narrative**

FY 2018	n/a
FY 2019	n/a
FY 2020	we had a Cabaret fundraiser Nov 2019. Chorus members put on a show with ticketed sales, silent auction and donations. Jan 2020 chorus put on concert - Legendary ( music from movies and musicals) Largest chorus membership to date with raffle and donations. Attendance @ Cabaret 125, @ concert 449. No programming spring 2020 due to covid.